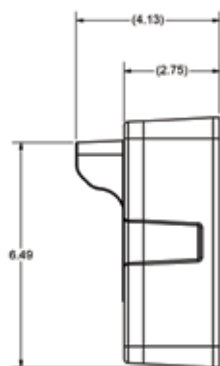
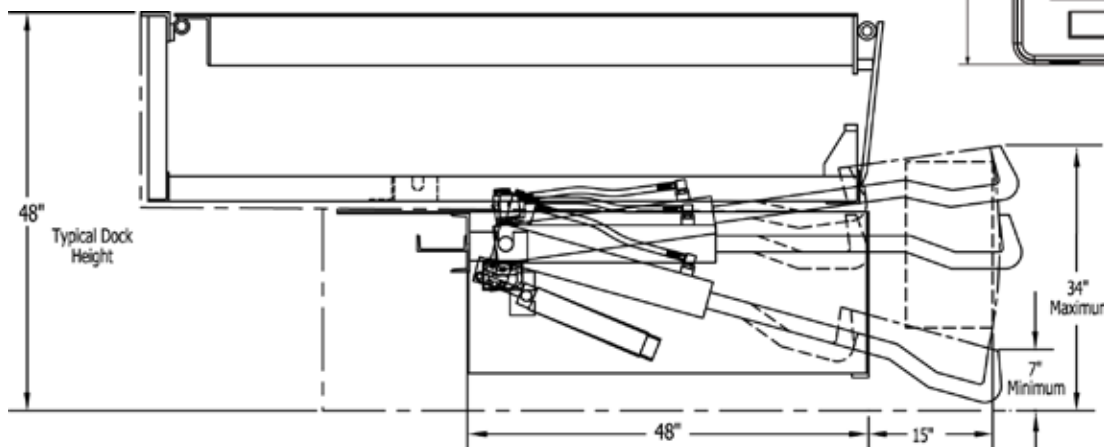
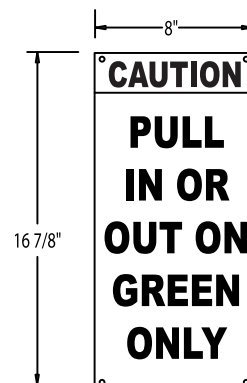
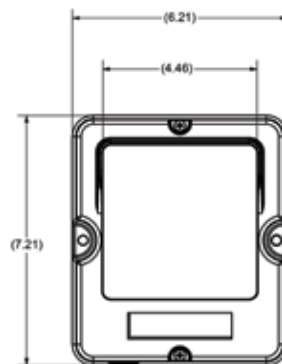


PowerHook® Automatic Vehicle Restraint

Specification Sheet & Submittal



OSLA
(Outside Light Assembly)



Inside Signage



Outside Signage

Standard Features

Push-button activation	Automatic re-store feature
iDock® 2.0 Controls with dynamic message display	Amber light - caution indicator
Restraining force in excess of 35,000 lbs.	Bypass/override passcode
Recessed design - for unobtrusive access	Exterior light emphasize upon early truck departure
Positive restraining force eliminates "trailer creep"	iDock 2.0 Controls connected online with optional myQ® Enterprise
Operational range: 0" to 15" horizontally; 7" min to 34" vertically	Designed and manufactured in the USA

General Description

All Poweramp® PowerHook® vehicle restraints are designed to secure a cargo trailer's rear impact guard (RIG) to reduce the likelihood of premature trailer separation during the loading/unloading process. The exclusive PowerHook vehicle restraint features a completely hydraulic restraint mechanism, inside iDock control panel, exterior communication lights and instructional signs.

Exterior Lights

Low profile exterior lights are standard with LED for extended life. One light shows a red X and a green circle for color-impaired individuals. A set of caution signs warns truck drivers to "Pull in or out on green only".



Construction

The PowerHook restraint system is installed in a box form for permanent placement in a concrete pit or installed as a component of a dock leveler's free-standing frame. The PowerHook remains protected behind the pit wall until activation. Once activated, the PowerHook seeks a RIG and exerts positive pressure which virtually eliminates "trailer creep", securing the trailer with over 35,000 lbs. of pullout force.

Hooking Range and Capacity

The PowerHook restraint system is designed to withstand a pulling force in excess of 35,000 lbs. giving an added margin of safety and protection. Maximum operational range is 0" to 15" horizontally and 7" minimum to 34" maximum vertically. Extended ranges are available for special applications.

Hydraulics

The PowerHook is a hydraulically actuated restraint with a programmable electronic controller and DockAlert communication system. The PowerHook vehicle restraint seeks, finds and maintains a tight, continuous hold on the RIG of truck throughout loading and unloading operations. It is programmed to operate both vertically and horizontally to eliminate any gap between the hook and the RIG, virtually eliminating "trailer creep". As an optional safety feature, the dock leveler and the vehicle restraint can be interlocked, preventing operation of the dock leveler until the hook engages the RIG.

Order Specifications

Check Options Desired

Optional Equipment

- | | |
|-----------------------------------------------------------------------------|-----------------------------------------------------------------------------|
| <input type="checkbox"/> Integrated Control Panel (effects panel size) | <input type="checkbox"/> Combination VS Series Leveler/Restraint w/Box Form |
| <input type="checkbox"/> iDock 1.0 Controller (see 1.0 literature) | <input type="checkbox"/> CentraPower |
| <input type="checkbox"/> Dock Leveler Interlock | <input type="checkbox"/> Remote PowerPack |
| <input type="checkbox"/> Limit Switch for Door Interlock | <input type="checkbox"/> Extended Range Hook |
| <input type="checkbox"/> Dual Incoming Voltage | <input type="checkbox"/> Other _____ |
| <input type="checkbox"/> Self-Contained | <input type="checkbox"/> Other _____ |
| <input type="checkbox"/> Combination Leveler/Restraint w/Box Form | <input type="checkbox"/> Other _____ |
| <input type="checkbox"/> Combination Leveler/Restraint w/FreeStanding Frame | <input type="checkbox"/> Other _____ |

Required Information

CUSTOMER	_____
JOB	_____
LOCATION	_____
NUMBER OF UNITS	_____
MODEL	_____
SIZE	_____
REPRESENTED BY	_____
SALES REP	_____

Operation

As a trailer backs into position, the exterior light is green and the interior light is red. Once the trailer is positioned against the dock bumpers, the operator presses the "Engage" button. The interior light is amber and the exterior light is red while the restraint is in motion. The PowerHook lowers, extends, then seeks out the RIG. Once the trailer is secured the inside light will display green and the outside light will display red. If the trucks attempts to pull away while secured, the exterior red light will flash rapidly. The PowerHook floats freely vertically while the trailer is being loaded/unloaded while providing positive engagement for horizontal forces. After the loading is complete, the operator presses the "Release" button. When the trailer is released and the restraint is safely stored the interior light changes to red while the exterior light changes to green.

If the PowerHook is unable to secure the trailer's RIG, the restraint will communicate the fault condition on the message display and by flashing an amber "caution" light. If bypass of the system is necessary, it is recommended that you secure the trailer by other means before proceeding with the loading/unloading process. In bypass mode the exterior light will flash red to indicate to the driver to remain at the dock area. The interior caution indicator light accompanies the green light indicating to the dock attendant that a caution situation is present. Manual reset of the bypass is accomplished by entering your bypass/override passcode.

Electrical

The PowerHook vehicle restraint is available as a standalone unit or combined electrically and hydraulically with your dock leveler selection. Hydraulic pump and motor is either 1 1/2 HP TENV at 120v or 208v single phase or 208v, 230v, 460v or 575v three phase. Electrical control panel is NEMA 4X enclosure. All electrical control panel components, connections and wiring are UL listed/ recognized.



Please Note: Unless specifically noted on quotation, all electrical requirements, including mounting of control box, outside lights and signs, are the responsibility of others.

Warranty

All PowerHook vehicle restraints feature a full two (2) year base warranty on all structural, hydraulic and electrical parts, including freight and labor charges in accordance with Systems, LLC's Standard Warranty Policy. Structural and hydraulic components carry an additional full three (3) year extended warranty with parts and labor. Systems, LLC warrants all components to be free of defects in materials and workmanship, under normal use, during the warranty period. This base warranty period begins upon the completion of installation or the sixtieth (60th) day after shipment, whichever is earlier.

Certified for Construction

BY	_____
DATE	_____
COMPANY	_____
CITY & STATE	_____
VOLTAGE / PHASE	_____
DRAWING #	_____